

Nov. 8, 2019

## How To Sync a WMS450/470 Transmitter & Receiver

### STEP 1

Power ON the AKG SR450/SR470 receiver by pressing in the ON/OFF button on the left side of the receiver.



### STEP 2

Press and Hold the Center Button for 3 seconds until the word "Lock" disappears from the bottom of the receiver's display.



Press and Hold  
for 3 seconds

"Lock" no longer  
Appears


STEP 3

Using the left or right arrows navigate to the current frequency




STEP 4

On SR470's Tap the Center Button once and "the Current Frequency" will begin to blink



On SR450's Press and hold both arrows until "the Current Frequency" begins to blink



STEP 5

Using the left or right arrows navigate to the desired frequency



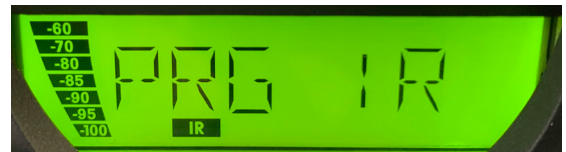
STEP 6

Select the desired frequency by pressing the center button and follow the on-screen instructions:

"SAVE-Y" Program



IR "PRG IR"



STEP 7

Immediately after "PRG IR" Slide the transmitter switch from the OFF position to the Mute/PRG Position but NOT ON (middle position of the three position switch)





## STEP 8

Face the transmitter's IR sensor 2 inches away from the SR450/SR470 receiver's IR sensor box. At this step, the transmitter and receiver should now be facing one another.



**PT450/PT470** – The IR Sensor is located between the antenna and mini XLR Jack



**HT450/HT470** – The IR Sensor is located above the digital read-out

## STEP 9

Keeping the transmitter and receiver facing one another within 2 inches; tap the Center Button on the SR450/SR470 receiver to sync the receiver to the transmitter.



Tap Center Button to finish

"IR OK" appears on the SR450/SR470 receiver to confirm that the transmitter and receiver are now synced



**NOTE:** If after STEP 9 "IR ERR" appears on the SR450/SR470 Receiver display:  
Tap the SR450 /SR470 Receiver's Center Button and "RETRY" will appear.  
Repeat until "IR OK" Appears.

## About HARMAN Professional Solutions

HARMAN Professional Solutions is the world's largest professional audio, video, lighting, and control products and systems company. Our brands comprise AKG Acoustics®, AMX®, BSS Audio®, Crown International®, dbx Professional®, DigiTech®, JBL Professional®, Lexicon Pro®, Martin®, Soundcraft® and Studer®. These best-in-class products are designed, manufactured and delivered to a variety of customers in markets including tour, cinema and retail as well as corporate, government, education, large venue and hospitality. For scalable, high-impact communication and entertainment systems, HARMAN Professional Solutions is your single point of contact. [www.harmanpro.com](http://www.harmanpro.com)

Contact us at [hprotechsupportusa@harman.com](mailto:hprotechsupportusa@harman.com)

**Technical Customer Support**

©2019 HARMAN. All rights reserved. Specifications subject to change.