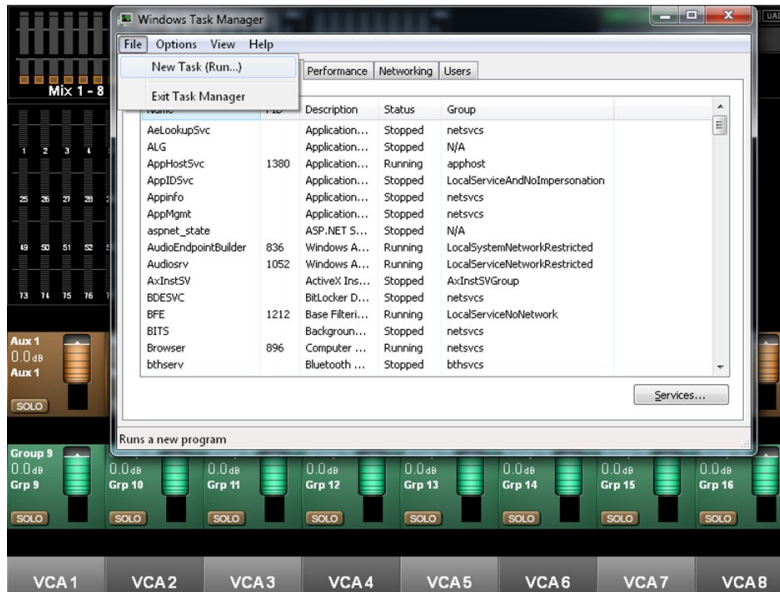


## How to access Windows File Explorer on the Vi series consoles?

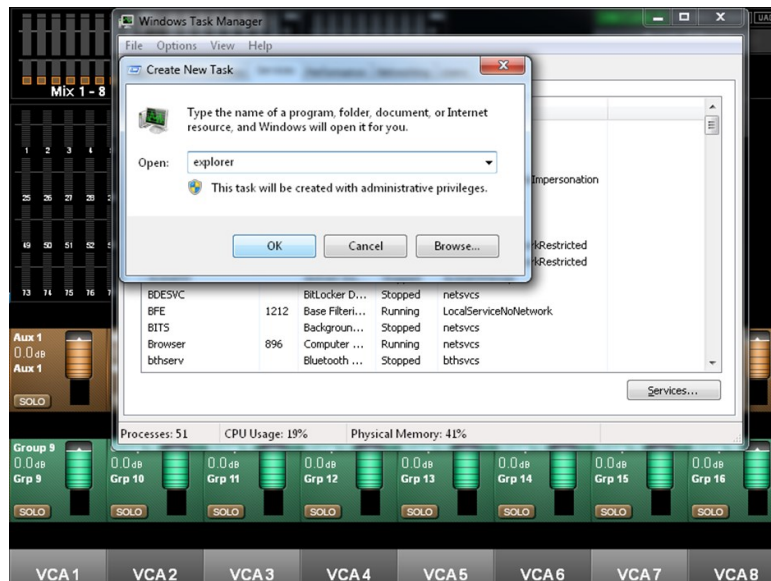
Attach a USB keyboard and a USB mouse to the Vi (Apple keyboards and mice are not supported). The USB ports on the front or rear of the console may be used.

Simultaneously press “Ctrl + Shift + Esc”. This key command should bring up the Windows Task Manager.

In the Task Manager go to “FILE” and choose “New Task” from the dropdown menu.



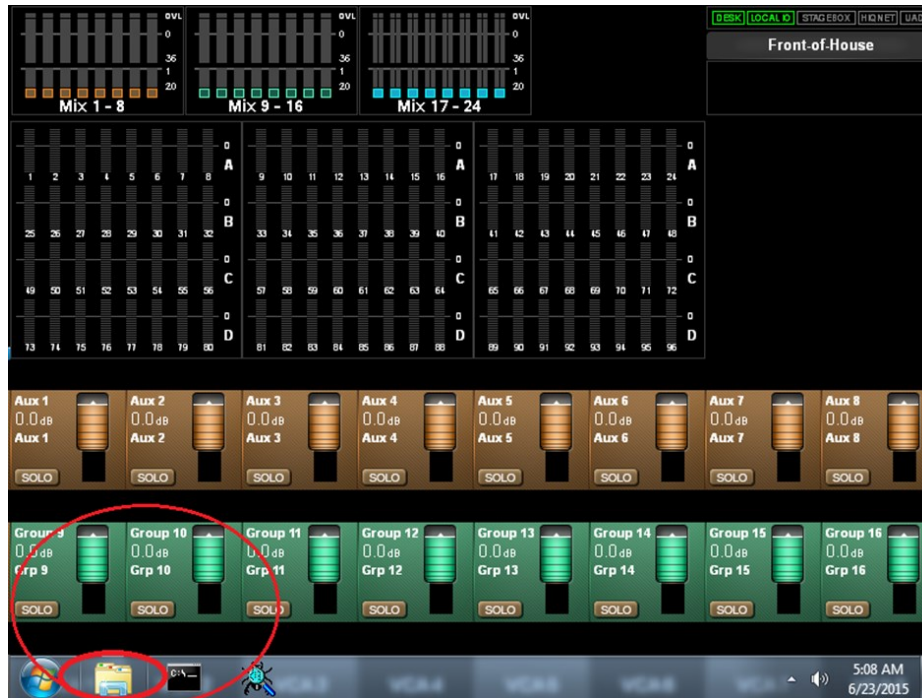
This should bring up the Create New Task window.



# How to Access Windows File Explorer on Vi Series Consoles

Type “explorer” and click “OK”.

There is an alternate method to open File Explorer; Once the USB keyboard and mouse are connected, type “loadexplorer”. This will bring up the Windows Taskbar.



Now you can click on the File Explorer icon. If you cannot find your mouse cursor, tap the “Ctrl” on the keyboard many times. This will show you where the cursor is. Another option to find the mouse cursor is to type “showcursor”. This will bring up the mouse cursor on this power-up of the console.

## About HARMAN Professional Solutions

HARMAN Professional Solutions is the world's largest professional audio, video, lighting, and control products and systems company. Our brands comprise AKG Acoustics®, AMX®, BSS Audio®, Crown International®, dbx Professional®, JBL Professional®, Lexicon Pro®, Martin®, and Soundcraft®. These best-in-class products are designed, manufactured and delivered to a variety of customers in markets including tour, cinema and retail as well as corporate, government, education, large venue and hospitality. For scalable, high-impact communication and entertainment systems, HARMAN Professional Solutions is your single point of contact. [www.harman.com](http://www.harman.com)