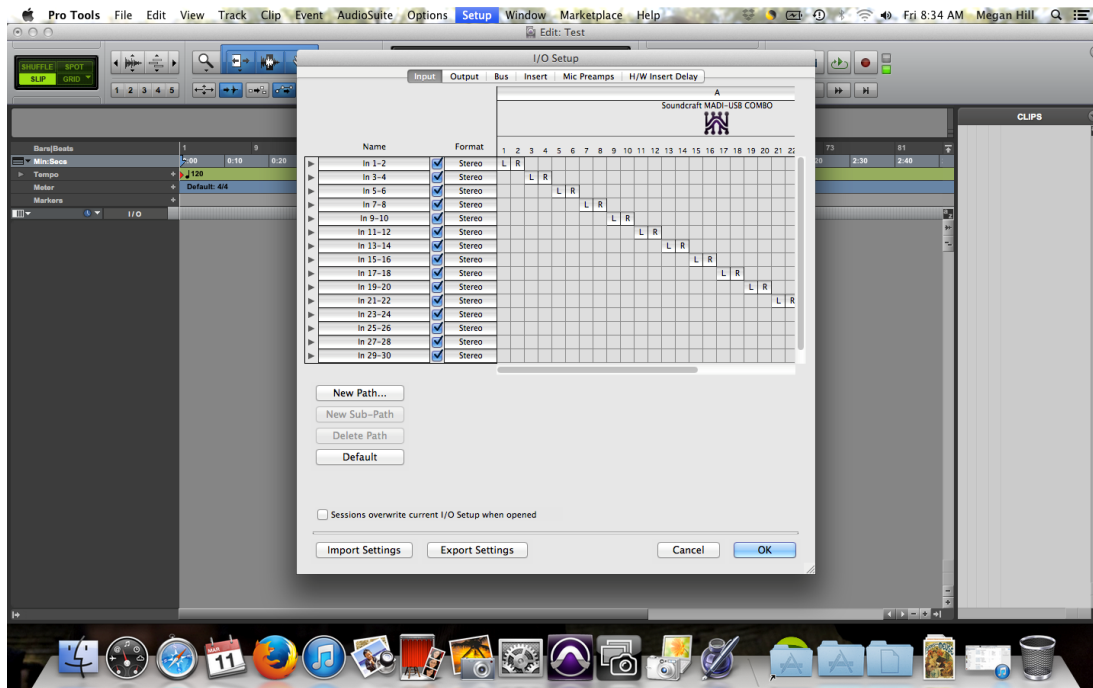


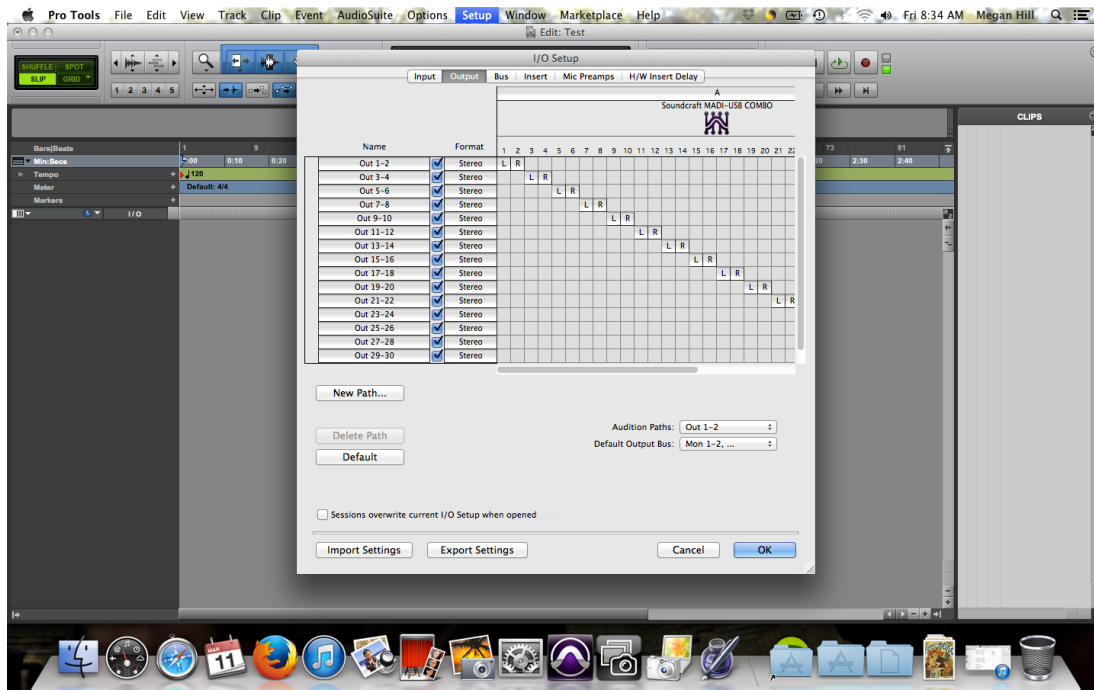
Pro Tools Setup on Mac

This document outlines how to get your MADI USB Combo card set up with Pro Tools on a Mac operating system.

Procedure:

1. Connect USB cable from the MADI USB Combo card's USB port located in the option card slot on the back of the Si console, to a USB port on your laptop/desktop computer.
2. Power on the Si console.
3. Open/Create a blank ProTools session (24 bit, 48KHz).
4. Open your I/O window (Setup, I/O) to make sure that the Soundcraft MADI-USB COMBO is being recognized by ProTools; your Inputs and Outputs should match what's pictured below:





If your I/O setup doesn't look like what's pictured, be sure to reconfig both your input and output settings; highlight all of the audio paths in both windows, select Delete Path, then select Default. (Make sure you do this for both of the Input and Output tabs)

5. Create a new track in ProTools (Shift, Command, N).
6. Make sure that this track is receiving Input 01; Output should just be the first stereo output available on your list of outputs (Mon 1&2).
7. Record Enable the track.

Patching on the Si

1. **Select** Channel 1 on your Si console.
2. On the Menu screen select **Inputs & VCA**.
3. Your **Input patch** should be **MIC 01**.

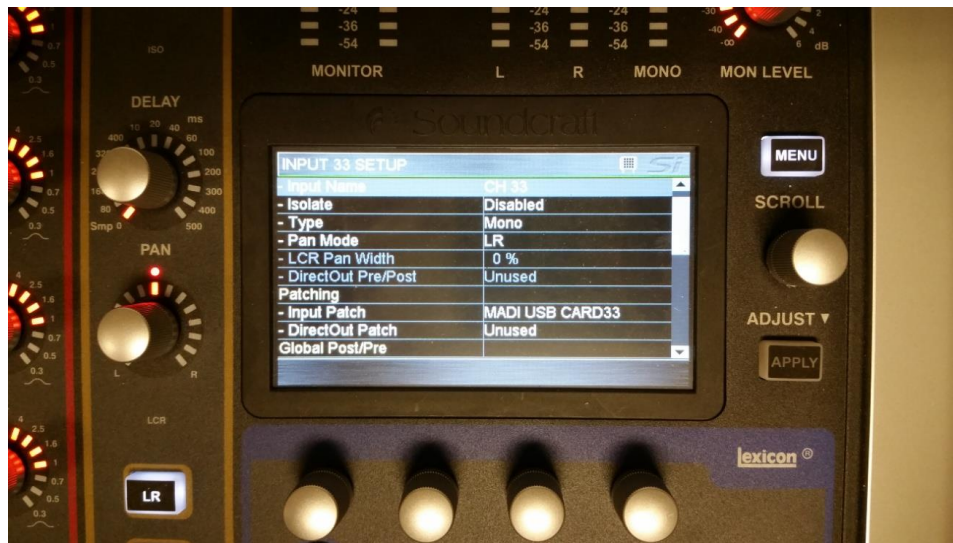
- 4. **DirectOut Patch** should be **MADI USB CARD 33** (MADI USB Combo Card default settings are for the first 32 channels to be designated for an accompanying stagebox, so MADI USB 33-64 = Inputs 1-32 in ProTools)



- 5. After you've set the patching on the console, you should be able to see signal coming through on your enabled audio track in ProTools.

Monitoring on the Console from ProTools

1. Select an un-used input on fader bank **A** or **B**.
2. Set up the **Input Patch** to receive **MADI USB Ch. 33**; as long as you have the **L&R button** on the output section of the console selected, the signal will come out the **Main L&R Master**.



For further assistance, please contact technical support:

1-844-776-4899, Option 3

HPROTechSupportUSA@Harman.com

About HARMAN Professional Solutions

HARMAN Professional Solutions is the world's largest professional audio, video, lighting, and control products and systems company. Our brands comprise AKG Acoustics®, AMX®, BSS Audio®, Crown International®, dbx Professional®, DigiTech®, JBL Professional®, Lexicon Pro®, Martin®, Soundcraft® and Studer®. These best-in-class products are designed, manufactured and delivered to a variety of customers in markets including tour, cinema and retail as well as corporate, government, education, large venue and hospitality. For scalable, high-impact communication and entertainment systems, HARMAN Professional Solutions is your single point of contact. www.harmanpro.com

