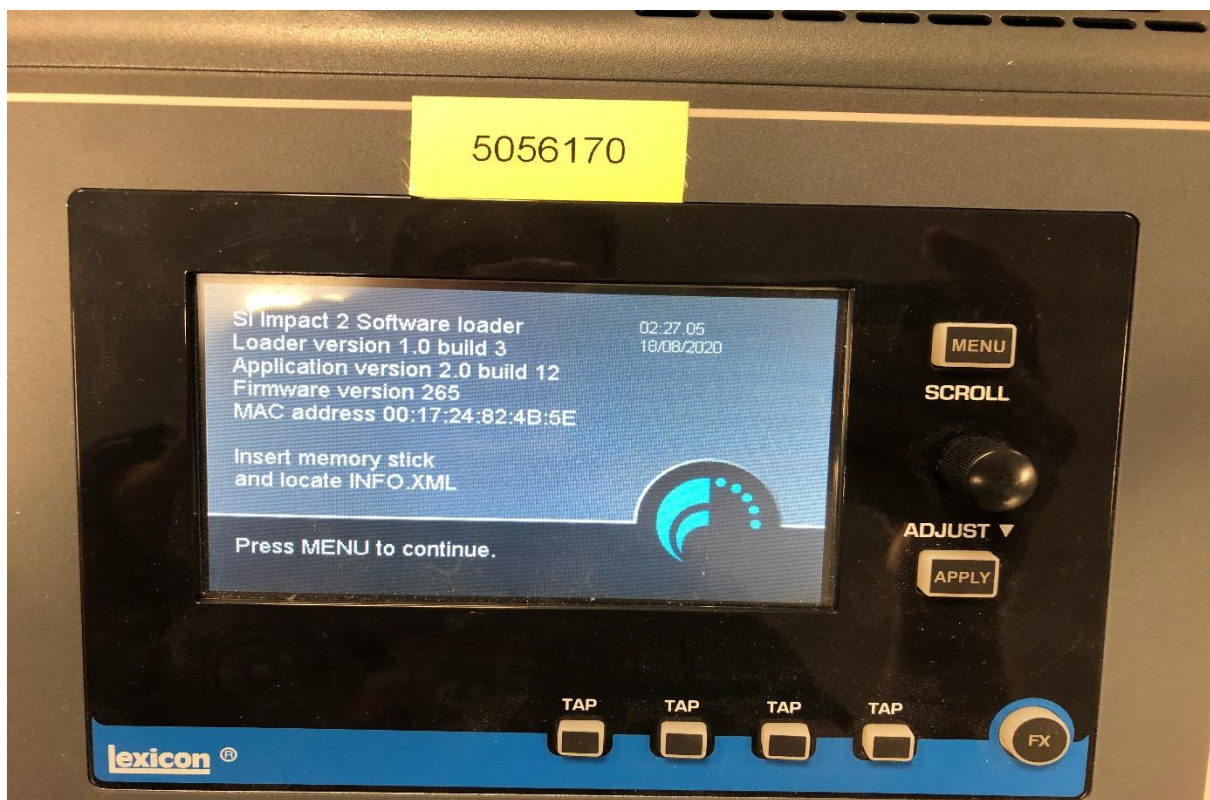


## How to access the service menu on a Soundcraft Si console?

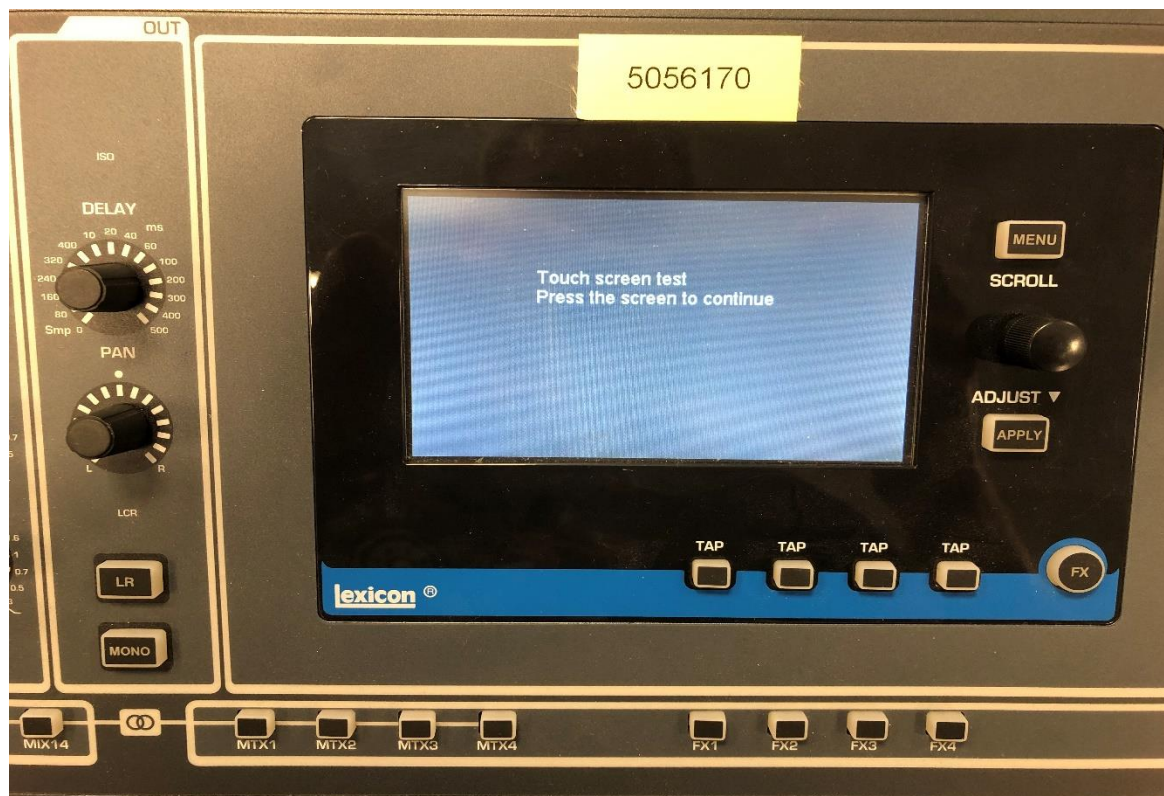
1. If the unit is not powered off, power off the unit by the power button, hold it down for approximately 5 seconds and once it is flashing, push it again to power the unit off. With the unit being turned off and the power button slowly flashing, hold the button for approximately 5 seconds. The LCD screen comes on and the screen will show the software loader menu. If the desk is a Soundcraft Si Impact, instead of the power button, you will need to use the “bootloader” button on the back of the unit.



### About HARMAN Professional Solutions

HARMAN Professional Solutions is the world's largest professional audio, video, lighting, and control products and systems company. Our brands comprise AKG Acoustics®, AMX®, BSS Audio®, Crown International®, dbx Professional®, DigiTech®, JBL Professional®, Lexicon Pro®, Martin®, Soundcraft® and Studer®. These best-in-class products are designed, manufactured and delivered to a variety of customers in markets including tour, cinema and retail as well as corporate, government, education, large venue and hospitality. For scalable, high-impact communication and entertainment systems, HARMAN Professional Solutions is your single point of contact. [www.harmanpro.com](http://www.harmanpro.com)

- The first test mode is the touch screen test. Press and hold LR and MONO button and tap the FX2 button.

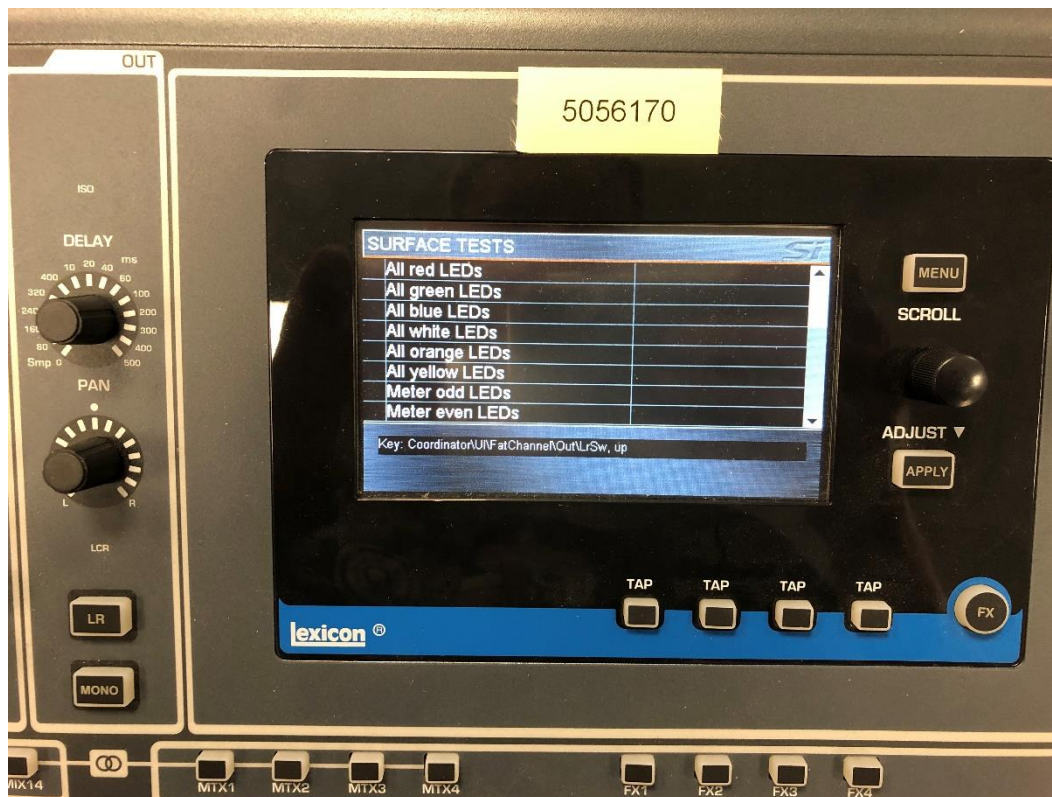


Touch screen test: Tap touch screen and follow the white button on the screen, keep tapping the screen as the display goes through different patterns & colors. (Last screen is the vertical color lines)

#### About HARMAN Professional Solutions

HARMAN Professional Solutions is the world's largest professional audio, video, lighting, and control products and systems company. Our brands comprise AKG Acoustics®, AMX®, BSS Audio®, Crown International®, dbx Professional®, DigiTech®, JBL Professional®, Lexicon Pro®, Martin®, Soundcraft® and Studer®. These best-in-class products are designed, manufactured and delivered to a variety of customers in markets including tour, cinema and retail as well as corporate, government, education, large venue and hospitality. For scalable, high-impact communication and entertainment systems, HARMAN Professional Solutions is your single point of contact. [www.harmanpro.com](http://www.harmanpro.com)

- The second test mode is the surface tests. Press and hold LR and MONO button and tap the FX3 button.



Use the scroll knob to move in the menu and press scroll knob to select test function. Go through the list and check each function. In the surface test, there are two key checks: the all LEDs ON and fader position test. All LEDs ON will show you if any LEDs have gone bad. The fader position test will show if any faders are not moving or moving slowly compared to the rest. These faders will need to be replaced.

#### About HARMAN Professional Solutions

HARMAN Professional Solutions is the world's largest professional audio, video, lighting, and control products and systems company. Our brands comprise AKG Acoustics®, AMX®, BSS Audio®, Crown International®, dbx Professional®, DigiTech®, JBL Professional®, Lexicon Pro®, Martin®, Soundcraft® and Studer®. These best-in-class products are designed, manufactured and delivered to a variety of customers in markets including tour, cinema and retail as well as corporate, government, education, large venue and hospitality. For scalable, high-impact communication and entertainment systems, HARMAN Professional Solutions is your single point of contact. [www.harmanpro.com](http://www.harmanpro.com)

4. If the unit's SD Card (internal memory) needs to be cleared/reformatted, please follow instructions below. (If the unit locked out and customer can't remember password, please also follow this procedure)



Press and hold LR and MONO button and tap the FX1 button, once. Then repeat, press and hold LR and MONO button and tap the FX1 button to see the Format SD Card button on the display. Tapping to this option is going to clear the SD card. Clearing SD Card will erase all shows and passwords for all user accounts!

#### About HARMAN Professional Solutions

HARMAN Professional Solutions is the world's largest professional audio, video, lighting, and control products and systems company. Our brands comprise AKG Acoustics®, AMX®, BSS Audio®, Crown International®, dbx Professional®, DigiTech®, JBL Professional®, Lexicon Pro®, Martin®, Soundcraft® and Studer®. These best-in-class products are designed, manufactured and delivered to a variety of customers in markets including tour, cinema and retail as well as corporate, government, education, large venue and hospitality. For scalable, high-impact communication and entertainment systems, HARMAN Professional Solutions is your single point of contact. [www.harmanpro.com](http://www.harmanpro.com)