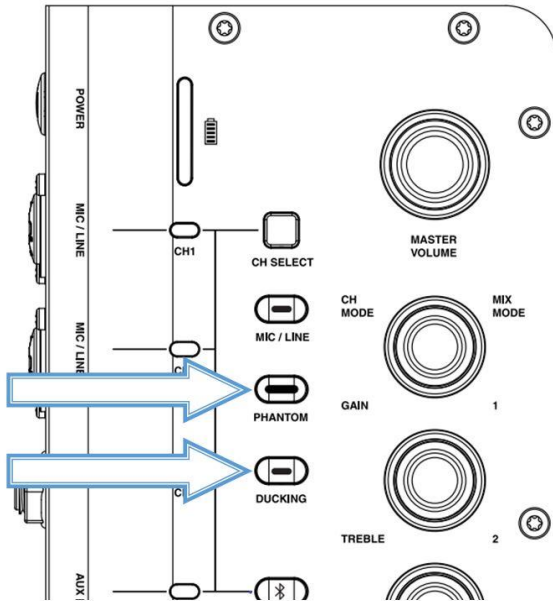


## JBL powered speakers quick reset guide

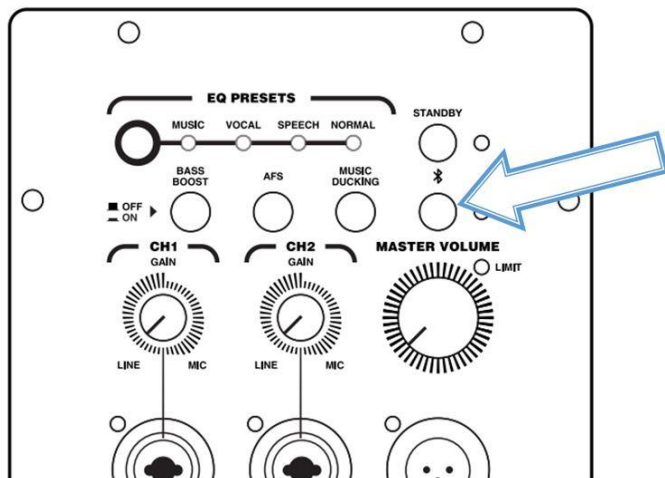
### EON ONE Compact

Press and hold both the DUCKING and PHANTOM buttons for 5 seconds. All LEDs will flash to confirm the process.



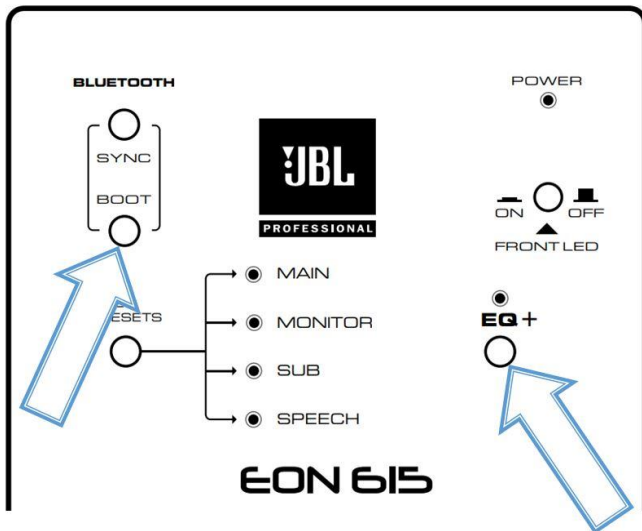
### IRX

Press and hold the Bluetooth button until all lights turn off and the Power light flashes (~10 seconds). Note: After resetting, the EQ Preset will be set to "FLAT."



## EON 600

While powering up the speaker, holding EQ+ and Boot buttons will return the speaker to factory default settings. When the reset begins all LEDs will blink on the speaker control panel. This procedure can be utilized as a backdoor to restoring reliable behavior. The speaker will not be part of the mobile application's network group any longer, so the device has to be re-added.



## PRX 800

1. Turn the speaker power off.
2. Press and hold the POLARITY or SYSTEM EQ (NORM/BOOST or MAIN/MONITOR) button then turn the speaker power back on. Keep the button held for 5 seconds or until the LED above the POLARITY or SYSTEM EQ (NORM/BOOST or MAIN/MONITOR) button flashes briefly.
3. All DSP and network settings have now been reset back to the factory default.

